



SKILLS CANADA NATIONAL COMPETITION (SCNC) 2025, in Regina

VISUAL GUIDE



**SKILLS
COMPETENCES
CANADA.COM
#SCNC2025**



TABLE OF CONTENTS

WHEN YOU ARRIVE	4
PEOPLE YOU WILL MEET	6
STAFF	6
VOLUNTEERS	6
THE COMPETITION EXPERIENCE	7
SKILLS FOR SUCCESS (SFS) AT SCNC	7
VISITING HOURS	7
GETTING AROUND	8
STRONGER SMELLS	8
BRIGHT LIGHTS	8
LOUD NOISES	8
BUSIER SPACES	8
QUIET SPACES	8
SENSORY GUIDE LEGEND	9
SITE MAP	10
COMPLETE YOUR SKILLS FOR SUCCESS (SFS) PASSPORT TO WIN!	12
FINDING THE WASHROOMS	13
ABOUT THE SKILL AREAS	14
DURING SCNC	15
EXHIBITOR BOOTHS	16
TRY-A-TRADE® AND TECHNOLOGY ACTIVITIES	17
SAFETY NOTES	18
ALARMS AND ANNOUNCEMENTS	18
FIRST AID / LOST STUDENTS	18
DURING YOUR VISIT	19
WHEN YOU LEAVE	19
ACTIVITY CHECKLIST	20

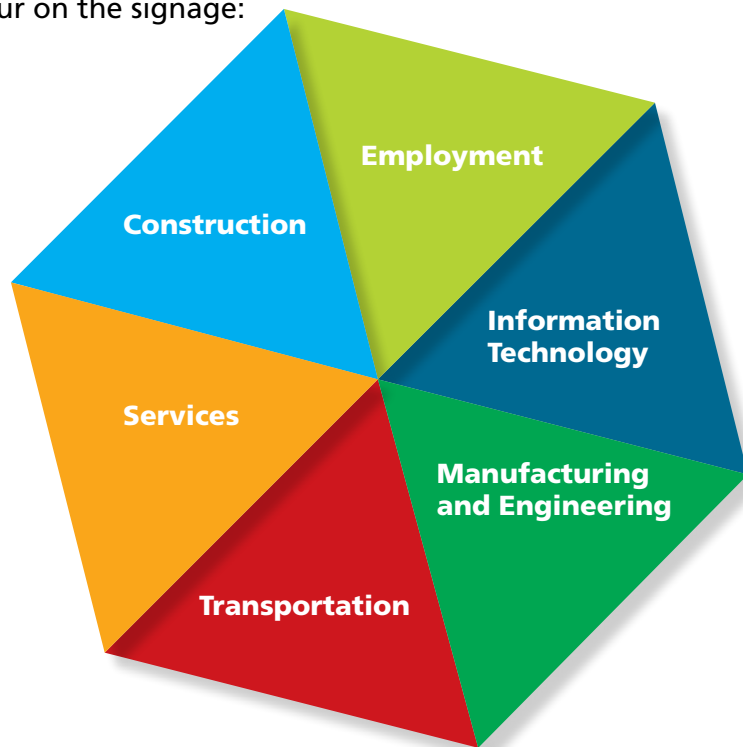
WELCOME!

You are going to visit the Skills Canada National Competition (SCNC) 2025.

The Skills Canada National Competition is the only national, multi-trade and technology competition for students and apprentices in the country. Each year, more than 500 of Canada's best compete in 45 different skilled trade and technology competitions.

During your visit, you will see examples of skilled trades and technologies on display through:

- Watching each of the six sectors of competition. Each sector is identified with a corresponding colour on the signage:



- Opportunities to try out different activities and equipment through Try-a-Trade® and Technology activities.
- Exhibitor booths with industry experts who will introduce you to their trade or technology occupation. You can even ask your questions!

You can also take a break and sit down throughout your visit. There are areas with tables and chairs which are located outside of the main competition areas. There is also a quiet room available and our staff can direct you to this designated space located in **Dressing Room 16** of the **AffinityPlex building**.

WHEN YOU ARRIVE

Upon arrival, you will notice directional signage for your bus.

Your bus will enter from the Viterra International trade Center (VITC) at the foyer doors. Your bus will stop at the front doors designated for school groups and then proceed to Parking Lot D to park if required.

When it is busy, there may be several buses arriving at the parking area.



When you arrive, a Skills/Compétences Canada (SCC) staff member or volunteer will welcome you either on your bus or just inside the main entrance of the building.



This is the entrance to the Skills Canada National Competition. You will enter from the Viterra International Trade Centre (VITC) Entrance doors.



This event is completely free of charge, but registration is required. If you are coming to SCNC with your school group, you have registered in advance. You will receive a green wristband once the Consent forms have been submitted to SCC staff or SCC volunteers.

If you are part of the general public, please make your way to the Registration Desk at the main entrance of the VITC for information on how to register online and fill out a consent form. Afterwards, you will receive your orange wrist band which will allow you free access to all activities and the competition floor.

PEOPLE YOU WILL MEET

STAFF

You will meet some of the staff members onsite. They will be wearing **black event lanyards** with badges that say: **SCC Staff**. Staff will greet you when you arrive.



VOLUNTEERS

You will notice two types of volunteers.

General event volunteers, they will be wearing **pink t-shirts**. You will see them at the main entrance and around the building.

School group volunteers, they will be wearing **bright green t-shirts**. You will see them at the main entrance and parking area.

You can ask staff and volunteers:

- For help or information
- For directions
- To take you to a quieter space
- For a sensory map.



THE COMPETITION EXPERIENCE

The main entrance is at the Viterra International Trade Centre (VITC).

You will see the School Group Registration Desk at the right of the VITC Entrance doors. There will be staff members there to answer any questions you may have about your visit. You will also be able to pick up a map or information sheets.

SKILLS FOR SUCCESS (SFS) AT SCNC

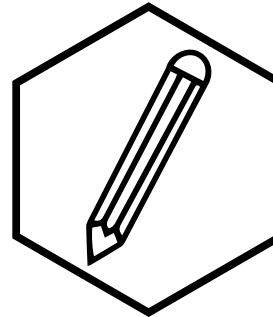
Each year, a theme is chosen to highlight one of the nine Skills for Success.

This year's theme is **Writing!**

GREEN SKILLS FOR SUCCESS DRAWSTRING BAGS

As you enter the venue, you will be given a green Skills for Success drawstring bag.

This bag contains information and items for your visit including a SKILLS FOR SUCCESS Passport. The passport details and how it works will be explained in another section.



WRITING

VISITING HOURS

You can visit us anytime from 9:00 a.m. – 4:00 p.m. on May 29 and 30.

Helpful Tip: If you have sensory sensitivities, the quietest time to visit is at the end of the day.

Please scan the QR code for more information including dates and times.



GETTING AROUND

Your map with sensory information will be helpful when planning your route through the Skill Canada National Competition. Each competition or Skill Area is labeled with the corresponding sensory icons for you to be aware of.

Inside each building, there will be signs to help direct you. They tell you where each competition is being held and what is happening in each room.

STRONGER SMELLS



These smells may cause discomfort to individuals who are sensitive to strong scents. Be informed that these smells are from materials or chemicals (paints, adhesives/glues, automotive fluids, fragrances, and cooking ingredients). If you have smell sensitivity, you may need to wear a mask when visiting them.

BRIGHT LIGHTS



Some competitions may have bright lights or flashing lights, especially those involving welding, bricklaying, landscape gardening, autobody repair, and electrical installations. If you have light sensitivity, you can choose to wear sunglasses to visit these areas.

LOUD NOISES



Some competitions may generate high noise. If you are sound sensitive, noise cancelation equipment is recommended. For example: Carpentry, cabinetmaking or the robotics competition areas can be noisy as well as popular Try-a-Trade® and Technology activities.

BUSIER SPACES



The hallways of the Skills Canada National Competition can be very busy areas. Alongside the rest areas, quiet spaces are offered throughout to take breaks and avoid the crowds.

QUIET SPACES

If you need to take a break or would like a quiet space, staff can direct you to the designated quiet room which is located in **Dressing Room 16** of the **AffinityPlex**.



SENSORY GUIDE LEGEND

Sensory guides are provided for all our Skill Areas at the Skills Canada National Competition (SCNC). These guides highlight the different sensory experiences you might expect when participating in or visiting SCNC. Please refer to the legend below. For visitors that would like to take a break from these stimuli, you can make your way to the quiet room located in Dressing Room 16, on the first floor of the AffinityPlex.



BUSIER SPACES
ESPACES
ACHEVAILLÉS



LOUD NOISES
BRUITS FORTS




























BRIGHT LIGHTS
LUMIÈRES VIVES









STRONGER SMELLS
ODEURS FORTES




CONSTRUCTION

- 10 Welding / Soudage   
- 15 Plumbing / Plomberie  
- 18 Electrical Installations / Installations électriques 
- 19 Industrial Control / Contrôle industriel
- 20 Bricklaying / Briquetage 
- 24 Cabinetmaking / Ébénisterie  
- 26 Carpentry / Charpenterie   
- 37 Landscape Gardening / Aménagement paysager 
- 38 Refrigeration and Air Conditioning / Réfrigération et climatisation   
- 43 Sheet Metal Work / Tôlerie   
- 52 Architectural Technology & Design / Dessin et technologie architecturale
- 55 Sprinkler Fitter / Mécanicien/Mécanicienne en protection-incendie   
- 81 Steamfitter/Pipefitter / Tuyauterie et montage de conduites de vapeur   

MANUFACTURING / FABRICATION

- 01 Industrial Mechanics / Mécanique industrielle 
- 03 Precision Machining / Techniques d'usinage 
- 04 Mechatronics / Mécatronique 
- 05 Mechanical Engineering CAD / Dessin industriel DAO
- 06 CNC Machining / Usinage CNC 
- 23 Mobile Robotics / Robotique mobile  

EMPLOYMENT / EMPLOYABILITÉ

- 83 Job Search / Recherche d'emploi 
- 84 Job Skill Demonstration / Présentation : aptitudes professionnelles 
- 85 Public Speaking / Communication orale
- 92 Workplace Safety / Sécurité sur le lieu de travail 

SERVICE / SERVICES

- 29 Hairstyling / Coiffure  
- 30 Aesthetics / Esthétique  
- 31 Fashion Technology / Mode et création  
- 32 Baking / Pâtisserie   
- 34 Cooking / Cuisine   

TRANSPORTATION / TRANSPORT

- 13 Autobody Repair / Carrosserie  
- 14 Aerospace Technology / Technologie aérospatiale  
- 33 Automobile Technology / Technologie de l'automobile  
- 36 Car Painting / Peinture automobile  
- 49 Heavy Vehicle Technology / Technologie de véhicules lourds  
- 53 Outdoor Power and Recreation Equipment / Mécanique de véhicules légers et d'équipement  

INFORMATION TECHNOLOGY / TECHNOLOGIE DE L'INFORMATION

- D1 Cloud Computing / Services infonuagiques
- 08 IT Office Software Applications / TI – Applications de logiciels bureautiques
- 16 Electronics / Électronique
- 17 Web Technologies / Technologies du Web
- 39 IT – Network Systems Administration / TI – Administration de systèmes de réseaux
- 40 Graphic Design Technology / Infographie
- 50 3D Digital Game Art / Conception de jeux numériques 3D
- 54 Photography / Photographie
- 82 Video Production / Production vidéo
- 87 3D Character Computer Animation / Animation informatisée 3D
- 88 2D Character Computer Animation / Animation informatisée 2D

LEGEND / LÉGENDE

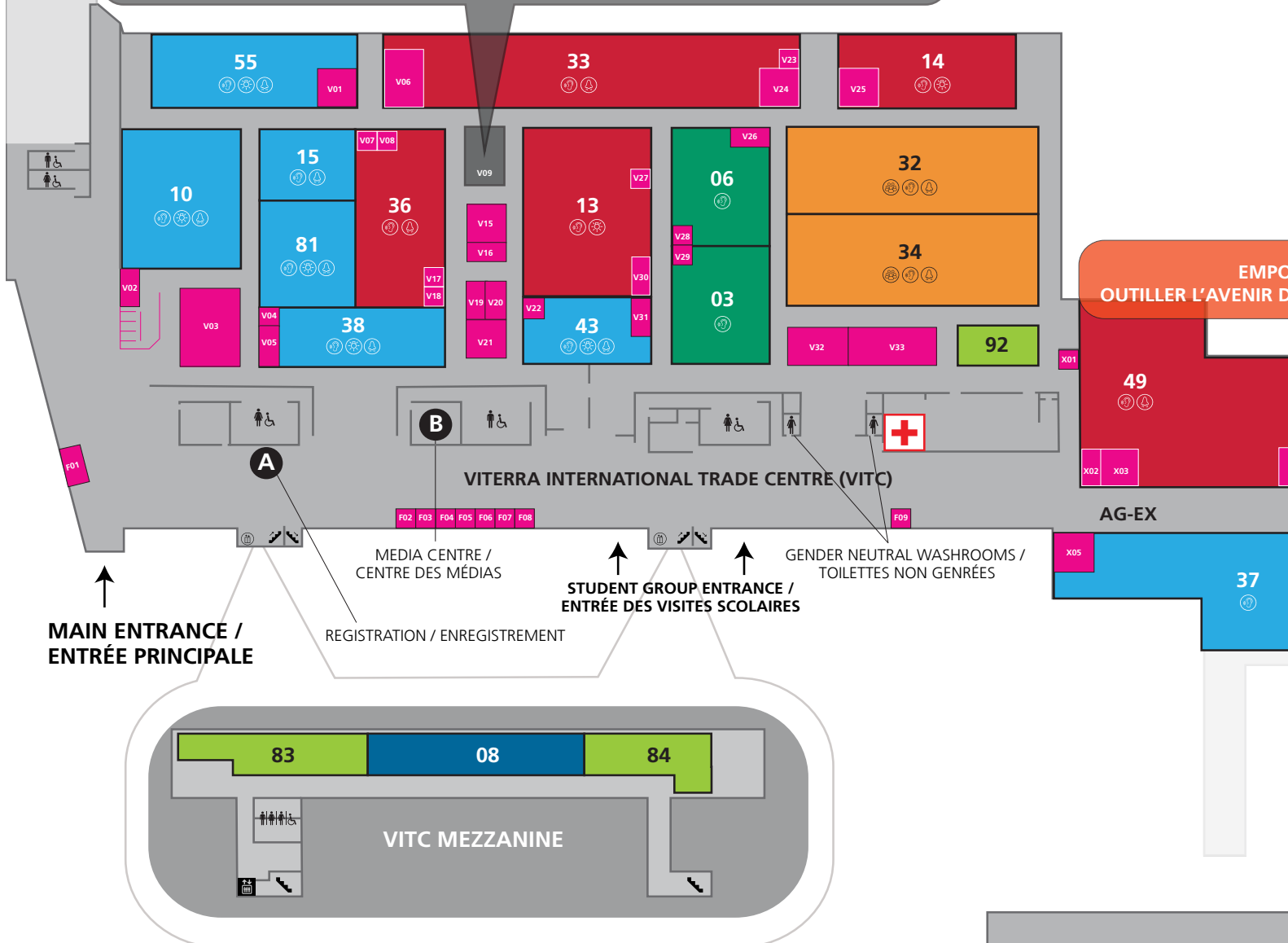
PARTNER AND EXHIBITOR ACTIVITIES! / ACTIVITÉS DES PARTENAIRES ET DES EXPOSANTS!

Try-A-Trade® and Technology Activities
Activités interactives Essaie un métier et une technologie

OTHER / AUTRES

- A** Registration / Enregistrement
- B** Media centre / Centre des médias
- C** Prayer room / Salle de prière
- D** Elder room / Salon des aînés
- E** Quiet room / Salle de repos
- Hospitality Suite / Salon d'accueil
- Live Stream / Diffusion en direct
- First Aid / Premiers soins

SKILLS SHOWCASE: FEATURING FIRST NATIONS, INUIT, AND MÉTIS SKILLS SALON DES COMPÉTENCES : DÉMONSTRATION DES PREMIÈRES NATIONS, INUIT ET MÉTIS



SENSORY GUIDE LEGEND / LÉGENDE : GUIDE SENSORIEL

- BUSIER SPACES / ESPACES ACHALANDÉS
- LOUD NOISES / BRUITS FORTS
- BRIGHT LIGHTS / LUMIÈRES VIVES
- STRONGER SMELLS / ODEURS FORTES

**SKILLS FOR
SUCCESS
COMPÉTENCES
POUR RÉUSSIR**

STAGE / SCÈNE

NO ENTRY
PAS D'ENTRÉE

BRUNSWICK STEEL ARENA

EMPOWERING WOMEN IN TRADES DES FEMMES DANS LES MÉTIERS SPÉCIALISÉS

BANNER HALL

**PUBLIC LUNCH AREA /
ESPACE DÎNER POUR
LES VISITEURS**

AFFINITYPLEX

SKILLS FOR SUCCESS FORUM /
FORUM DES COMPÉTENCES POUR RÉUSSIR

- ✓ QUIET ROOM / SALLE DE REPOS
- ✓ ELDER ROOM / SALON DES AÎNÉS
- ✓ PRAYER ROOM / SALLE DE PRIÈRE

QUEENSBURY (2nd FLOOR/2^e ÉTAGE)

**LUNCH FOR
COMPETITORS,
DELEGATES AND
PARTNERS/
DÎNER DES
CONCURRENT(E)S,
DÉLÉGUÉS ET
PARTENAIRES**

FORUM

85

HOSPITALITY SUITE / SALON D'ACCUEIL

11

COMPLETE YOUR SKILLS FOR SUCCESS (SFS) PASSPORT TO WIN!

During your visit you will be given a **SFS passport**. When you visit different exhibitor booths and participate in a Try-A-Trade® and Technology activity, your passport will be stamped. Collect at least five stamps and then make your way to the school group information desk, where you will find the passport drop-off box. Don't forget to complete the skill testing questions and provide your contact information for a chance to be entered in the contest to win a prize!



WASHROOMS

There are toilets throughout each building that comprises of the Skills Canada National Competition. There are accessible washrooms in the hallways of the Viterra International Trade Centre, the AG-EX and the AffinityPlex buildings. You will find these by looking for **this sign on the wall**.

There is an accessible washroom that is also designated as gender-neutral and can be identified by the signs outside. **This washroom can be found in the Viterra International Trade Centre close to the First Aid station.** Look on the SCNC site map to find its exact location

You can choose to use a paper towel or hand dryer in the washroom. The hand dryer can be loud and surprising. Ask a staff member or volunteer if you need help finding a washroom.



ABOUT THE SKILL AREAS

The Skills Canada National Competition (SCNC) happens every spring in a different Canadian city. This is the first time that SCNC is in Regina!

As you walk around SCNC, you will notice students and apprentices working on various projects related to their skilled trade or technology. Each competition space is called a Skill Area and is delineated by three-foot pipe and drape dividers.

Each Skill Area is different, and competitors are challenged to compete against students from across the country.

- Some take place in areas with special equipment (i.e., Carpentry, Landscape Gardening and Welding)
- Some take place with food (i.e., Baking and Cooking)
- Some take place using computers (i.e., Graphic Design).

Helpful Tip: If you have sensory sensitivities, refer to the sensory guide on your map. This will tell you what to expect from each Skill Area.



DURING SCNC

During SCNC you might also see people wearing blue shirts observing the competitors and writing notes.

These people are part of the National Technical Committee and are judges who are responsible for keeping score of the competition.

At the end of the competition, three medals are awarded for each Skill Area – bronze, silver, and gold.

These medals are awarded at the Closing Ceremony, after the competition. You can see who has won the competitions you observed by watching the Live Stream of the Closing Ceremony on SCC's **YouTube channel**.



EXHIBITOR BOOTHS

The Exhibitor booths are typically held in the various halls and rooms. You will see lots of tables and booths set up with different exhibits. These are companies and employers representing various careers in skilled trades and technologies. At these booths, you will get to do Try-A-Trade® and Technology activities. These will be explained in the next section.

The exhibitors are there to:

- Explain the different careers available in their industry
- Show you and let you do a Try-A-Trade® and Technology activity
- Answer your questions about their occupation
- Show you different equipment.

Sometimes the booths will have free merchandise such as pens, stickers, and pins. You are welcome to pick these up and take them home.

Helpful Tip: The Exhibitor Areas can be one of the busiest spaces during your visit, especially during the middle of the day. We recommend visiting these later in the afternoon.



TRY-A-TRADE® AND TECHNOLOGY ACTIVITIES

During your visit, you will have the opportunity to do Try-A-Trade® and Technology activities. These activities will be located at the various exhibitor booths around the competition floor and in the hallways of each building.

At a Try-A-Trade® and Technology activity, you will be able to pick up equipment and see how it works for yourself. There will be industry experts from the company at the exhibitor booth to show you how it works and what to do. The Try-A-Trade® and Technology activities are designed to be safe for all to try.

Examples of activities you might get to try include:

- A car painting simulator
- A carpentry project
- A virtual welding activity
- A plumbing project.

Helpful Tip: Some Try-A-Trade® and Technology activities take place in the same room as a related Skill Area. Sometimes this means the rooms can be noisy and busy. We recommend checking your map with sensory information before your trip and choosing which activities you would like to try and then visiting those areas which are quieter later in the afternoon.



SAFETY NOTES

When you visit the competitions, it is important to remember that:

- You cannot enter a Skill Area
- You cannot touch any of the equipment located in a Skill Area during a competition
- You cannot speak to any of the competitors.

ALARMS AND ANNOUNCEMENTS

In the event of an evacuation, a loud alarm will sound, and flashing lights will occur. Fire Wardens, security or an SCC staff member will ask you to exit the building via the nearest door and wait outside. Designated emergency personnel will let you know when it is safe to go back inside the building.

FIRST AID

There is always First Aid on site. If you require their services, they have a booth located in the Viterra International Trade Centre hallway near the AG-EX building. If you cannot go to them, alert an SCC staff or volunteer and they can radio them to come to you. There is also a First Aid table at each Skill Area specifically if First Aid is required for competitors, but they can also assist you.

LOST STUDENTS

Any student that is separated from their group and cannot find their teacher, please return to the School Group Registration Desk located in the Viterra International Trade Centre. This is where you first came in.

Teachers: Make your way to the School Group Registration desk if you have lost one of your students.

This will be the meeting point for teachers and lost students.



DURING YOUR VISIT



There will be a survey team on-site from Quorus.

They will be asking students questions about their experience, knowledge on the skilled trades and technologies, Skills for Success and more!

You are not obliged to contribute to the survey, but your feedback would be appreciated.

WHEN YOU LEAVE

Before you leave don't forget to drop off your Skills for Success Passport at the School Group Registration Desk.

You will leave the Skills Canada National Competition using the same doors as when you came in.

To find your bus, go to the same parking lot as where you got dropped off (Parking lot D).

We hope you enjoyed your visit!



ACTIVITY CHECKLIST

THANK YOU FOR VISITING THE SKILLS CANADA NATIONAL COMPETITION!

During your visit did you:

- ✓ Pick up and use a sensory map?
- ✓ Visit or watch a competition at a Skill Area?
- ✓ Try out a Try-A-Trade® and Technology activity?
- ✓ Go to an exhibitor booth to ask questions about their industry?

