

# SKILLS CANADA NATIONAL COMPETITION (SCNC) 2026, in Toronto

**This visual guide is for first-time visitors and students with sensory sensitivities to help them prepare for their visit.**



# TABLE OF CONTENTS

- WELCOME . . . . . 3**
- WHEN YOU ARRIVE. . . . . 4**
- PEOPLE YOU WILL MEET. . . . . 6**
  - VOLUNTEERS . . . . . 6**
- SKILLS FOR SUCCESS (SFS) AT SCNC . . . . . 7**
- VISITING HOURS . . . . . 7**
- SENSORY RESOURCES. . . . . 8**
- GETTING AROUND . . . . . 8**
  - BUSY SPACES . . . . . 9**
  - STRONG SMELLS . . . . . 9**
  - BRIGHT LIGHTS. . . . . 9**
  - LOUD NOISES . . . . . 9**
  - QUIET SPACES . . . . . 9**
- COMPLETE YOUR SKILLS FOR SUCCESS (SFS) PASSPORT TO WIN! . . . . . 10**
- FINDING THE WASHROOMS . . . . . 10**
- ABOUT THE SKILL AREAS . . . . . 11**
- DURING SCNC . . . . . 12**
- EXHIBITOR BOOTHS . . . . . 13**
  - TRY-A-TRADE® AND TECHNOLOGY ACTIVITIES AT EXHIBITOR BOOTHS. . . . . 14**
- SAFETY NOTES . . . . . 15**
  - ALARMS AND ANNOUNCEMENTS. . . . . 15**
  - FIRST AID . . . . . 15**
  - LOST STUDENTS . . . . . 15**
- DURING YOUR VISIT . . . . . 16**
- WHEN YOU LEAVE. . . . . 16**
- ACTIVITY CHECKLIST . . . . . 16**

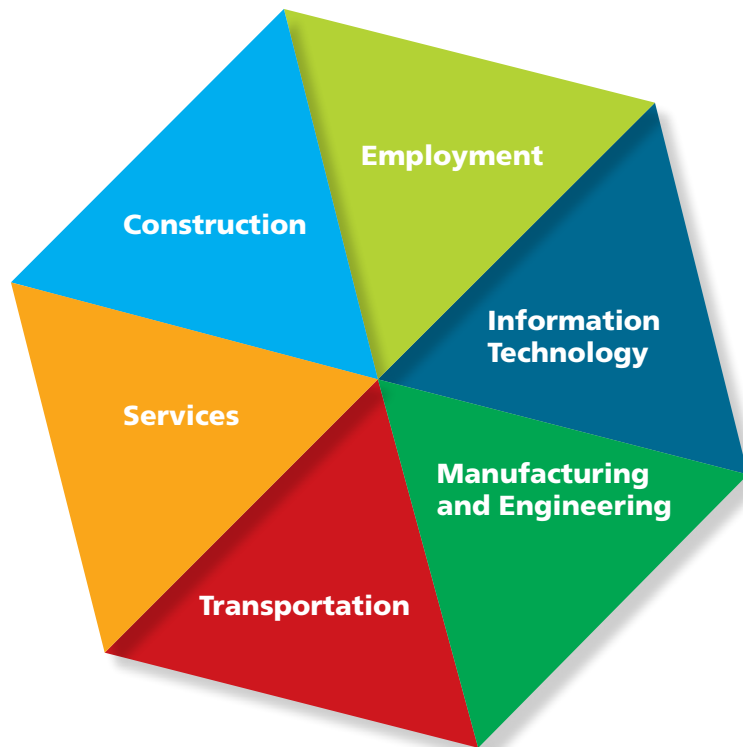
# WELCOME!

You are going to visit the Skills Canada National Competition (SCNC) 2026, in Toronto.

SCNC is the only national, multi-trade and technology competition for students and apprentices in the country. Each year, more than 500 of Canada's best compete in 45 different skilled trade and technology competitions.

During your visit, you will see examples of skilled trades and technologies on display through:

- Watching each of the six sectors of competition. Each sector is identified with a corresponding colour on the signage:

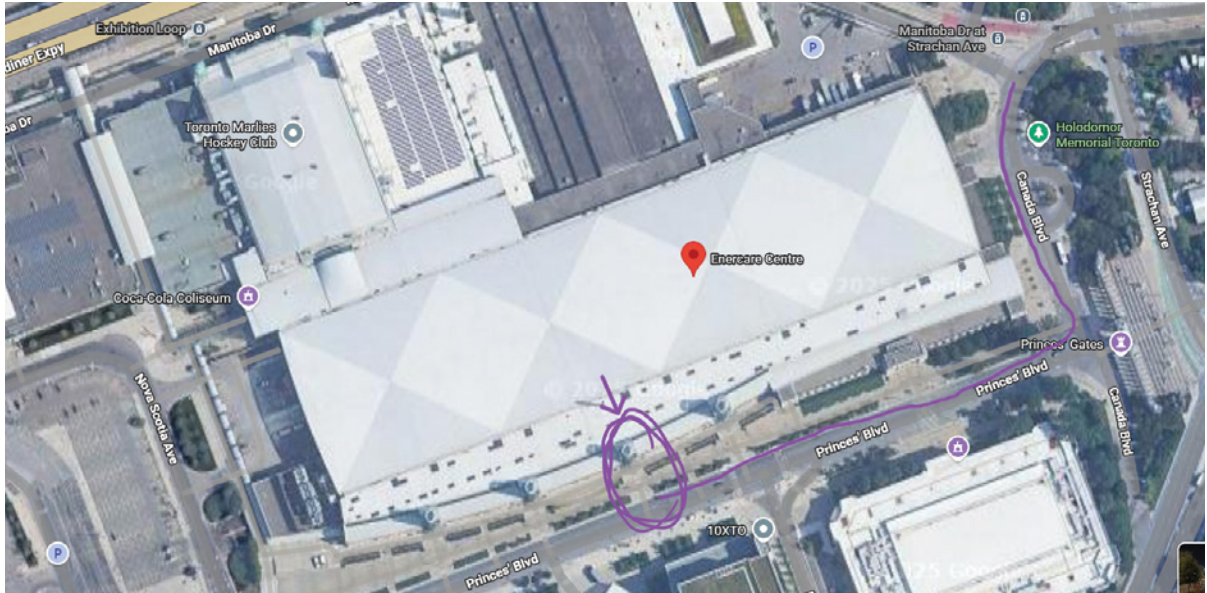


- Trying out different Try-a-Trade® and Technology activities and equipment.
- Speaking with individuals at Exhibitor booths who will introduce you to their trade or technology occupation. You can even ask your questions!

You can also take a break and sit down throughout your visit. There are areas with tables and chairs which are located outside of the main competition areas. There is also a quiet room available, and our staff can direct you to this designated space located in **Salon 110 East**.

# WHEN YOU ARRIVE

Upon arrival, bus signage outside will direct your bus to the entrance of the building.  
Your bus will enter from Princes' Blvd. In front of Exhibit Hall B of the Enercare Centre.  
Your bus will stop at the Exhibit Hall B doors, and your bus may park in lot 851 at 115 Princes' Blvd in the outdoor parking area.



If the lot is full, your bus may be redirected by staff/security.

Many events require pre-booked bus parking rather than pay-on-entry so please verify directly with the Enercare Centre prior to your arrival.



Please note that all parking fees are the responsibility of the bus operator/school group.

During peak times, there may be several buses arriving at the same time. If this is the case, you will have to wait on the bus until it is safe to exit.

A Skills/Compétences Canada (SCC) staff member or volunteer will welcome you either on your bus or just inside the main entrance of the building.



This is the Enercare Centre Exhibit Hall B doors where you will enter from.



This event is completely free of charge, but registration is needed. If you are coming to SCNC with your school group, you have already registered in advance. You will receive a green wristband once the consent forms have been submitted to SCC staff or volunteers.

If you are part of the general public, please make your way to the Registration Desk on the left side of the Exhibit Hall B doors for information on how to register online and fill out a consent form to receive your orange wrist band which will allow you free access to all activities and the competition floor.



# PEOPLE YOU WILL MEET

These are some of the staff members that you will see onsite. They will be wearing black event lanyards with badges that say: SCC Staff. They will greet you when you arrive.



## VOLUNTEERS

You will notice two types of volunteers.

**General event volunteers** will be wearing pink t-shirts. You will see them at the main entrance and around the building.

**School group volunteers** will be wearing bright green t-shirts. You will see them at the main entrance and parking area.

You can ask staff and volunteers:

- For help or information
- For general directions
- For directions to a quieter space
- For a sensory map.



# MAIN ENTRANCE

You will see the School Group Registration Desk at the right of the Exhibit B doors. There will be staff members there to answer any questions you may have about your visit. You will also be able to pick up a map or information sheets.



# SKILLS FOR SUCCESS (SFS) AT SCNC

Each year, a theme is chosen to highlight one of the nine Skills for Success.

This year's theme is **Communication!**

As you enter the venue, you will be given a green Skills for Success drawstring bag.

This bag contains information and items for your visit including a SKILLS FOR SUCCESS PASSPORT. The passport details and how it works will be explained in another section.



COMMUNICATION

# VISITING HOURS

You can visit us anytime from 9:00 am – 4:00 pm on May 28<sup>th</sup> and 29<sup>th</sup>.

**Helpful Tip:** If you have sensory sensitivities, the quietest time to visit is at the end of the day.

Please visit the **Skills Canada National Competition 2026 website** for more information on the event.



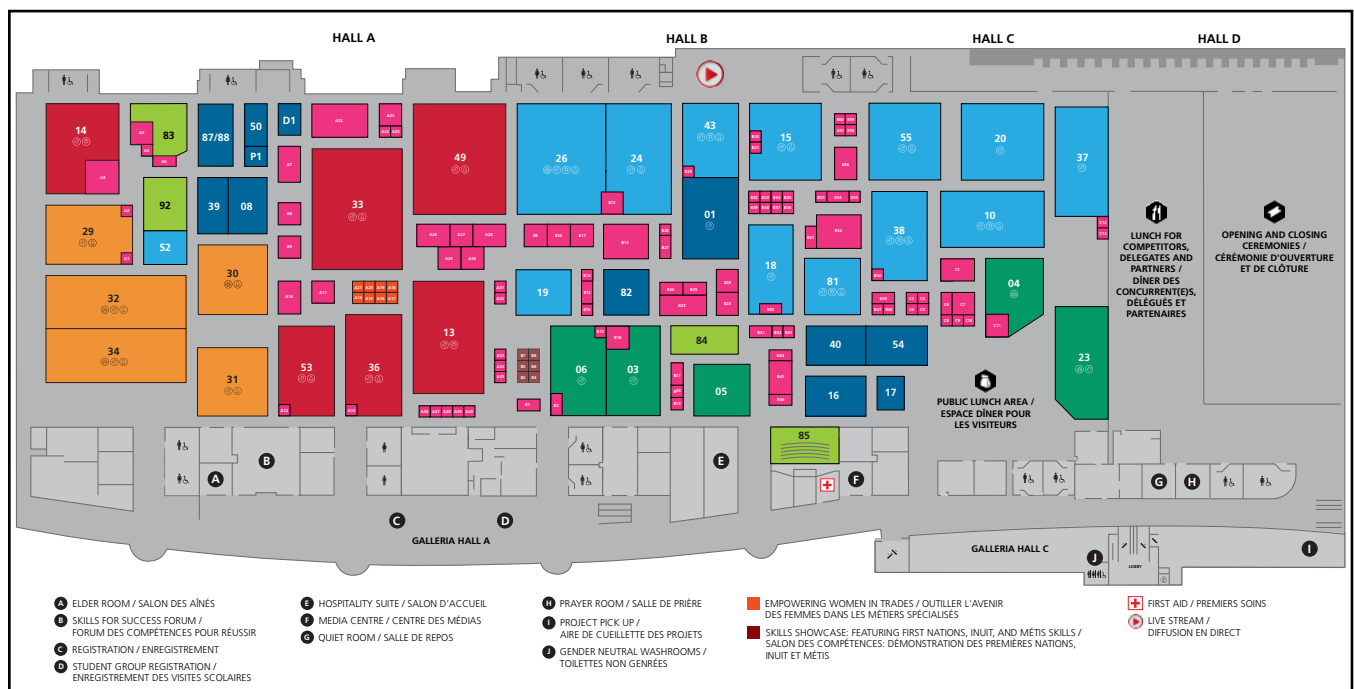
# SENSORY RESOURCES

You can pick up a map with sensory information at the school group registration desk.

This map is designed to help you explore the Skills Canada National Competition by identifying the areas that have loud noises, have a strong smell, are busy, and/or have bright lights. The map will also highlight the quiet and rest areas.

# GETTING AROUND

Your map with sensory information will be helpful when planning your route through the Skill Canada National Competition. Each competition or Skill Area is labeled with the corresponding sensory icons for you to be aware of.



## BUSY SPACES

The hallways of the Skills Canada National Competition can be very busy areas. Alongside the rest areas, quiet spaces are offered throughout to take breaks and avoid the crowds.



## STRONG SMELLS

These smells may cause discomfort to individuals who are sensitive to strong scents. Be informed that these smells are from materials or chemicals (paints, adhesives/glues, automotive fluids, fragrances and cooking ingredients).

If you have smell sensitivity, you may need to wear a mask when visiting these areas.

## BRIGHT LIGHTS

Some competitions may have bright lights or flashing lights, especially those involving welding, bricklaying, landscape gardening, autobody repairs and electrical work. If you have light sensitivity, you can choose to wear sunglasses to visit these areas.



## LOUD NOISES

Some competitions may generate a high level of noise. If you are sound sensitive, noise cancellation equipment is recommended.

For example: Carpentry, Cabinetmaking or the Robotics competition areas can be noisy as well as popular Try-a-Trade® and Technology activities.

## QUIET SPACES

If you need to take a break or would like to go to a quiet space, staff can direct you to the designated quiet room which is located in Salon 110 West.

# COMPLETE YOUR SKILLS FOR SUCCESS (SFS) PASSPORT TO WIN!

During your visit you will be given an SFS passport in your green drawstring bag. When you visit different exhibitor booths and participate in a Try-A-Trade® and Technology activity, your passport will be stamped. Collect at least five stamps and then make your way to the school group information desk, where you will find the passport drop-off box. Don't forget to complete the skill testing questions and provide your contact information for a chance to be entered in the contest to win a prize!



## WASHROOMS

There are toilets throughout the building that comprises the Skills Canada National Competition. There are accessible washrooms in the hallways of Galleria A, B, C and D which you can identify with the signs beside each room.

There is an accessible washroom that is also designated as gender-neutral and can be identified by the signs outside. This washroom can be found in the hallway near Galleria C by the escalator.

You can choose to use a paper towel or hand dryer in the washroom. The hand dryer can be loud and surprising. They also have free hygiene products to take. Ask a staff member or volunteer if you need help finding a washroom.

# ABOUT THE SKILL AREAS

The Skills Canada National Competition (SCNC) happens every spring in a different Canadian city. This is the second time that SCNC is in Toronto!

As you walk around SCNC, you will notice students and apprentices working on various projects related to their skilled trade or technology. Each competition space is called a Skill Area and is delineated by three-foot black pipe and drape dividers.

Each Skill Area is different, and competitors are challenged to compete against students from across the country.

- Some take place in areas with special equipment (i.e., Carpentry, Landscape Gardening and Welding)
- Some take place with food (i.e., Baking and Cooking)
- Some take place using computers (i.e., Graphic Design).

**Helpful Tip:** If you have sensory sensitivities, refer to the sensory guide on your map. This will tell you what to expect from each Skill Area.



# DURING SCNC

During SCNC you might also see people observing the competitors and writing notes.

These people are judges, and they are responsible for keeping score of the competition.

At the end of the competition, three medals are awarded for each contest area (bronze, silver, and gold).

These medals are awarded at the Closing Ceremony, after the competition. You can see who has won the competitions you observed by watching the Livestream of the Closing Ceremony on Saturday May 30 at 11am on SCC's **YouTube channel**. If you wish to come to the Closing Ceremony in person, tickets can be purchased on SCC's website.



# EXHIBITOR BOOTHS

Exhibitor booths will be held in halls A, B and C. You will see lots of tables and booths set up with different exhibits. These are companies and employers representing various careers in skilled trades and technologies. At these booths, you will get to do Try-A-Trade® and Technology activities. These will be explained in the next section.

The exhibitors are there to:

- Explain the different careers available in their industry.
- Show you and let you try something through a Try-A-Trade® and Technology activity.
- Answer your questions about their occupation.
- Show you different equipment.

Sometimes the booths will have free merchandise such as pens, stickers, and pins. You are welcome to pick these up and take them home.

**Helpful Tip:** The Exhibitor Areas can be one of the busiest spaces during your visit, especially during the middle of the day. We recommend visiting these later in the afternoon.



## TRY-A-TRADE® AND TECHNOLOGY ACTIVITIES AT EXHIBITOR BOOTHS

During your visit, you will have the opportunity to do Try-A-Trade® and Technology activities. These activities will be located at the various exhibitor booths around the competition floor.

At a Try-A-Trade® and Technology activity, you will be able to pick up equipment and see how it works for yourself. There will be industry experts from the company at the exhibitor booth to show you how it works and what to do. The Try-A-Trade® and Technology activities are designed to be safe for all to try.

Examples of activities you might get to try include:

- A car painting simulator
- A carpentry project
- A virtual welding activity
- A plumbing project.

**Helpful Tip:** Often Try-A-Trade® and Technology activities take place close to a related Skill Area. Sometimes this means the area can be noisy and busy. We recommend checking your map with sensory information before your trip and choosing which activities you would like to try and then visiting those areas which are quieter later in the afternoon.



# SAFETY NOTES

When you visit the competitions, it is important to remember that:

- You cannot enter a Skill Area
- You cannot touch any of the equipment located in a Skill Area during a competition
- You cannot speak to any of the competitors.

# ALARMS AND ANNOUNCEMENTS

In the event of an evacuation, a loud alarm will sound, and flashing lights will occur. Fire Wardens, security or an SCC staff member will ask you to exit the building via the nearest exit door and to wait outside. Designated emergency personnel will let you know when it is safe to go back inside the building.

# FIRST AID

There is always First Aid on site. If you require their services, they have a booth located in between Galleria B and Galleria C. If you cannot go to them, alert an SCC staff or volunteer and they can radio them to come to you. There is also a First Aid table at each Skill Area specifically if First Aid is required for competitors, but they can also assist you.

# LOST STUDENTS

Any student that is separated from their group and cannot find their teacher, please return to the School Group Registration Desk located in Galleria B Exhibit Hall. This is where you first came in.

Teachers: Make your way to the School Group Registration desk if you have lost one of your students.

This will be the meeting point for teachers and lost students.

# DURING YOUR VISIT



There will be a survey team on-site from Quorus.

They will be asking students questions about their experience, knowledge on the skilled trades and technologies, Skills for Success and more!

You are not obliged to contribute to the surveys, but your feedback would be appreciated.

# WHEN YOU LEAVE

Before you leave don't forget to drop off your Skills for Success Passport at the School Group Registration Desk.

You will leave the Skills Canada National Competition using the same doors you came in.

For bus pick-up, wait in front of Exhibit Hall B doors of the Enercare Centre and call your bus driver for instructions.



**We hope you enjoyed your visit!**

# ACTIVITY CHECKLIST

## THANK YOU FOR VISITING THE SKILLS CANADA NATIONAL COMPETITION!

During your visit did you:

- ✓ Pick up and use a sensory map?
- ✓ Visit or watch a competition at a Skill Area?
- ✓ Try out a Try-A-Trade® and Technology activity?
- ✓ Go to an exhibitor booth to ask questions about their industry?

